

REKENSPRONG Plus

oefenbundeltje voor het eerste leerjaar

bevat:


- 4 werkbladen uit de map van Wibbel bij *Rekensprong Plus 1*, aansluitend bij de wiskundeopdrachten op de poster;
- de correctiesleutel bij deze werkbladen.

Meer informatie over de map van Wibbel vindt u op de methodesite www.rekensprongplus.be.


Naam:


Nr.

hoeveel?



14









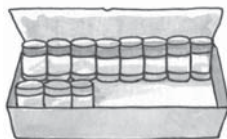


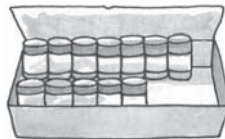


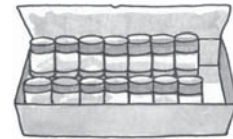














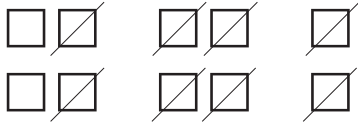




Naam:

Nr.

kijk en vul in.





doorstreep en vul in.



$10 - 3 = \dots$



$9 - 6 = \dots$



$10 - 8 = \dots$



$7 - 4 = \dots$



$9 - 7 = \dots$



$10 - 5 = \dots$



$8 - 6 = \dots$



$10 - 7 = \dots$



$10 - 1 = \dots$



$9 - 4 = \dots$



$10 - 10 = \dots$



$9 - 2 = \dots$

kijk en vul in.



$9 - 5 = \dots$



$10 - 4 = \dots$



$8 - 3 = \dots$



$10 - 6 = \dots$



$10 - 9 = \dots$



$7 - 5 = \dots$



$10 - 2 = \dots$



$8 - 5 = \dots$



$10 - 7 = \dots$



$9 - 3 = \dots$



$10 - 8 = \dots$



$10 - 0 = \dots$




Naam:


Nr.

MMR1 BETALEN MET EURO OF CENT


1 hoeveel zit erin?




.... euro + euro + euro = euro



.... euro + euro = euro



.... cent + cent + cent = cent



.... euro + euro + euro = euro

2 leg het bedrag en kleur.



€ 5



8 cent



€ 7



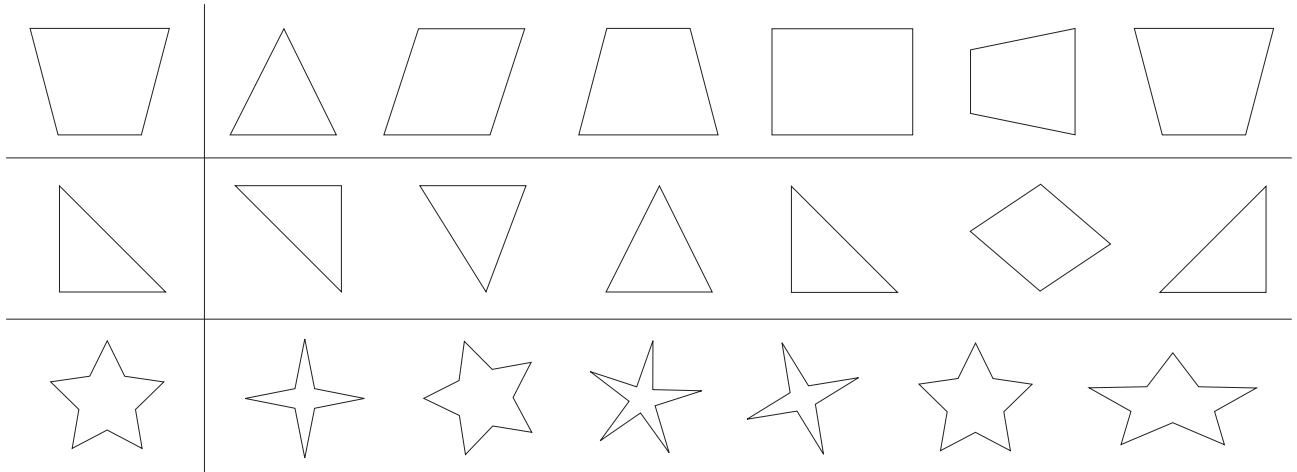


Naam:

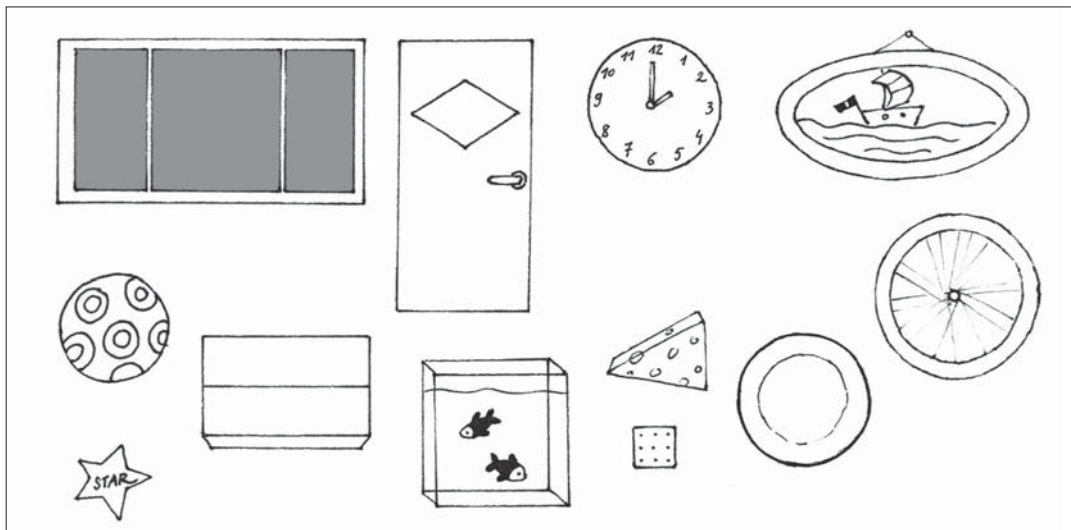

Nr.

MK1 GELIJKHEID VAN VORM ONTDEKKEN

1 zet een kruisje in de figuur die gelijk is aan de eerste figuur.



2 geef de figuren met dezelfde vorm dezelfde kleur.






oefenbundeltje voor het eerste leerjaar

correctiesleutel

Naam:

Nr.


hoeveel?



14



13



11



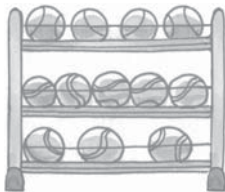
11



14



13



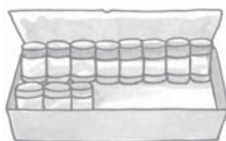
12



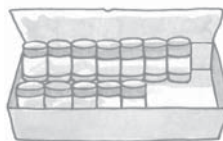
11



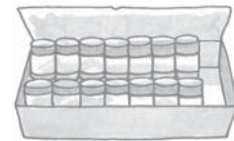
14



11



12



14



13



11



14

Naam:

Nr.

kijk en vul in.



$$\dots\dots 10 - 8 = 2 \dots\dots$$



$$\dots\dots 9 - 3 = 6 \dots\dots$$


doorstreep en vul in.



$$10 - 3 = 7$$



$$9 - 6 = 3$$



$$10 - 8 = 2$$




$$7 - 4 = 3$$



$$9 - 7 = 2$$



$$10 - 5 = 5$$



$$8 - 6 = 2$$



$$10 - 7 = 3$$



$$10 - 1 = 9$$



$$9 - 4 = 5$$



$$10 - 10 = 0$$



$$9 - 2 = 7$$


kijk en vul in.



$$9 - 5 = 4$$



$$10 - 4 = 6$$



$$8 - 3 = 5$$



$$10 - 6 = 4$$



$$10 - 9 = 1$$



$$7 - 5 = 2$$



$$10 - 2 = 8$$



$$8 - 5 = 3$$



$$10 - 7 = 3$$



$$9 - 3 = 6$$



$$10 - 8 = 2$$



$$10 - 0 = 10$$




Naam:


Nr.

MMR1 BETALEN MET EURO OF CENT

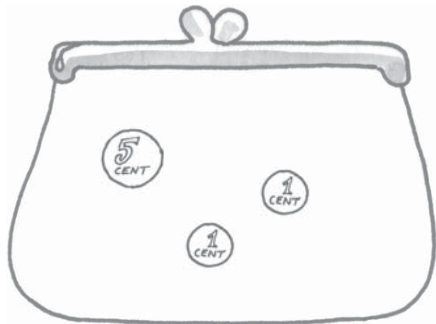
1 hoeveel zit erin?




$.2. \text{ euro} + .2. \text{ euro} + .1. \text{ euro} = .5. \text{ euro}$



$5.. \text{ euro} + .2 \text{ euro} = .7. \text{ euro}$



$.5. \text{ cent} + .1. \text{ cent} + .1. \text{ cent} = .7. \text{ cent}$



$5. \text{ euro} + .2. \text{ euro} + .1. \text{ euro} = .8. \text{ euro}$

2 leg het bedrag en kleur.

Meerdere oplossingen mogelijk



€ 5



8 cent



€ 7





Naam:

Nr.

MK1 GELIJKHEID VAN VORM ONTDEKKEN

1 zet een kruisje in de figuur die gelijk is aan de eerste figuur.

2 geef de figuren met dezelfde vorm dezelfde kleur.

